

SPRING 2016



# FRATERNITY/SORORITY ASSESSMENT 2015-2016

## OBSERVATIONS AND RECOMMENDATIONS

FRATERNITY AND SORORITY INVOLVEMENT CENTER  
900 UNIVERSITY AVENUE, 101 HUB 2  
RIVERSIDE, CA 92521

Fraternity/Sorority Assessment 2015-2016  
Friendship • Leadership • Scholarship • Service •

## FRATERNITY/SORORITY ASSESSMENT 2015-2016

### COMMUNITY OVERVIEW

The Fraternity and Sorority Involvement Center (FSIC) is composed of 4 governing councils that include the Collaborative Multicultural Council (CMC), College Panhellenic Association (CPA), Interfraternity Council (IFC) and National Pan-Hellenic Council (NPHC). Our office and councils come together around four values: Scholarship, Leadership, Service and Friendship.

**CMC:** 19 groups | **CPA:** 7 groups | **IFC:** 9 groups | **NPHC:** 3 groups

### SURVEY & PARTICIPATION OVERVIEW

The Fraternity and Sorority Involvement Center (FSIC) at the University of California, Riverside administered a Fraternity and Sorority Assessment in Winter Quarter 2016 to 1,484 students. We had **682 responses**, **46.6%** of the population [See Figure 1, 2, & 3]. Our goal is to administer the survey periodically to serve as a benchmark for community standards.

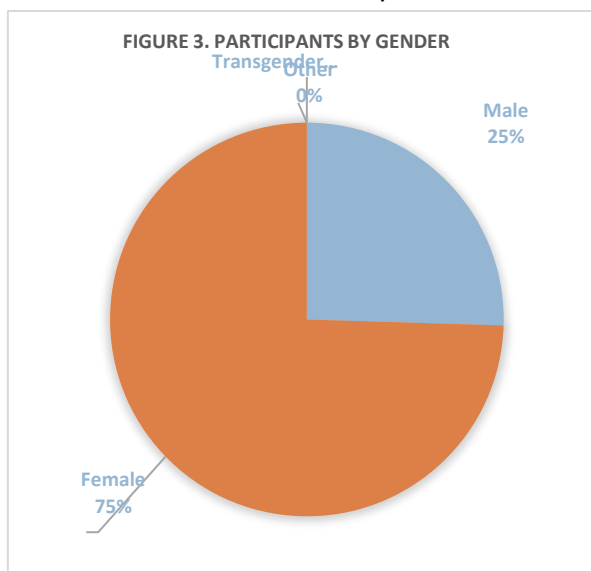
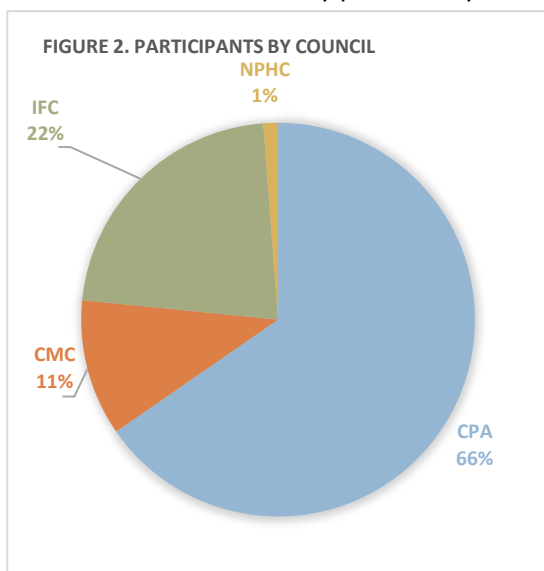


Figure 1. Assessment Responses

| Fraternity/Sorority                   | N  | % of Total |
|---------------------------------------|----|------------|
| Alpha Chi Omega                       | 39 | 5.70%      |
| Alpha Delta Pi                        | 91 | 13.40%     |
| Alpha Epsilon Pi                      | 4  | 0.60%      |
| Alpha Gamma Alpha                     | 3  | 0.40%      |
| Alpha Phi Alpha                       | 4  | 0.60%      |
| Alpha Pi Sigma                        | 4  | 0.60%      |
| Beta Chi Theta                        | 15 | 2.20%      |
| Beta Upsilon Delta                    | 2  | 0.30%      |
| Delta Chi                             | 23 | 3.40%      |
| Delta Gamma                           | 58 | 8.50%      |
| Delta Sigma Theta                     | 1  | 0.20%      |
| Delta Tau Delta                       | 8  | 1.20%      |
| Epsilon Iota Sigma                    | 2  | 0.30%      |
| Gamma Phi Beta                        | 66 | 9.70%      |
| Gamma Rho Lambda                      | 0  | 0.00%      |
| Kappa Kappa Gamma                     | 73 | 10.80%     |
| La Union Estudiantil de la Raza (UER) | 1  | 0.20%      |
| Lambda Sigma Gamma                    | 3  | 0.40%      |
| Lambda Theta Alpha                    | 8  | 1.20%      |
| Lambda Theta Nu                       | 5  | 0.70%      |
| Latinic Societas Unitas (LSU)         | 4  | 0.60%      |
| Nu Alpha Kappa                        | 3  | 0.40%      |
| Omega Zeta Chi                        | 24 | 3.50%      |
| Phi Gamma Delta (FIJ)                 | 15 | 2.20%      |
| Phi Kappa Psi                         | 33 | 4.90%      |
| Phi Kappa Sigma                       | 9  | 1.30%      |
| PI Beta Phi                           | 68 | 10.00%     |
| PI Delta Psi                          | 1  | 0.20%      |
| PI Kappa Alpha                        | 11 | 1.60%      |
| Rho Delta Chi                         | 0  | 0.00%      |
| Sigma Alpha Epsilon                   | 24 | 3.50%      |
| Sigma Delta Alpha                     | 3  | 0.40%      |
| Sigma Gamma Rho                       | 3  | 0.40%      |
| Sigma Kappa                           | 49 | 7.20%      |
| Sigma Lambda Beta                     | 1  | 0.20%      |
| Sigma Omicron Pi                      | 4  | 0.60%      |
| Sigma Phi Epsilon                     | 9  | 1.30%      |
| Sigma Pi Alpha                        | 2  | 0.30%      |
| Zeta Phi Rho                          | 6  | 0.90%      |



The EBI Survey is comprised of 18 factors and three overall categories: (1) *Satisfaction* – 3 factors, (2) *Learning* – 12 factors and (3) *Overall Results* – 3 factors. The factors that comprise each category are listed below:

| SATISFACTION                                | LEARNING  | OVERALL  |
|---|---|--|
| Housing<br>Safety & Security<br>Programming | Sense of Belonging<br>Diverse interactions<br>Interpersonal Relationship Skills<br>Interpersonal Competence<br>Leadership skills<br>Personal Development skills<br>Healthy Behaviors<br>Self-Worth<br>Intrapersonal competence<br>Principled dissent<br>Collaboration<br>Effective chapter leadership | Overall Satisfaction,<br>Overall Learning<br>Overall Program Effectiveness |

## OBSERVATIONS & RECOMMENDATIONS

**Recommendation 1:** In the overall satisfaction, EBI identifies *fraternity and sorority programming* as a top priority. The Fraternity and Sorority Involvement Center has an opportunity to further develop programs and initiatives in the areas of community service, alumni, athletic activities and educational experiences. The factor of fraternity/sorority programming has a large impact on overall satisfaction and, if improved, will improve Overall Satisfaction.

**Recommendation 2:** In the overall learning, EBI identifies learning as it relates to Learning: Self-Worth; Learning: Personal Development Skills; Learning: Intrapersonal Competence; Learning: Sense of Belonging; Learning: Effective Chapter Leadership; Learning: Collaboration and Learning: Interpersonal Relationship Skills. Factors that affect overall learning can continually be supported by chapter leadership and membership development opportunities.

|   | Factors  | Recommendations   | Reasoning   |
|---|--|---|---|
| <b>Top Priority</b><br>          | <i>Fraternity/Sorority Programming</i>   | Increase efforts in this area (e.g. personnel, fiscal, time, focus)           | Performance on these factors is below goal value and improvement should impact Overall Program Effectiveness. |
| <b>Maintain or Improve</b><br> | Learning: Self-Worth, Personal Development Skills; Intrapersonal Competence, Sense of Belonging, Effective Chapter Leadership, Collaboration and Interpersonal Relationship Skills | Maintain current efforts in these areas (e.g. personnel, fiscal, time, focus) | Maintain the current level of these factors is desired since these factors have high impact                   |

## QUICK FACTS

### Practical Competencies

|              |  |
|--------------|--|
| <b>65.1%</b> | said their experience with their fraternity/sorority had enhanced their time management skills.                          |
| <b>45.4%</b> | shared that their fraternity/sorority has enhanced their ability to engage faculty outside the classroom                 |
| <b>55%</b>   | recognized that their fraternity/sorority experience has enhanced their ability to establish an effective study schedule |
| <b>69.8%</b> | Strongly agree their fraternity/sorority experience contributed to setting academic goals                                |
| <b>69.3%</b> | acknowledged the fraternity/sorority experience had enhanced their oral communication skills                             |

### Institution Specific

|              |   |
|--------------|---|
| <b>46.8%</b> | feel that sex offenses are issues within the Fraternity/Sorority community at UC Riverside  |
| <b>68.1%</b> | Agree that Fraternity/Sorority Life has provided them access to opportunities to learn about resources related to sexual violence       |
| <b>73.9%</b> | Feel that their fraternity/sorority members are educated on topics of sexual offenses   |
| <b>55.7%</b> | feel comfortable utilizing campus resources that address sex offenses   |
| <b>66%</b>   | feel that Fraternity /Sorority Life values diversity of identities, interests, and cultures   |
| <b>67.7%</b> | feel that Fraternity/Sorority Life values supporting a positive campus climate  |
| <b>80.1%</b> | believe their involvement with their fraternity/sorority enhances their ability to value and respect people who are different from them |

### Fraternity/ Sorority Programming

|              |  |
|--------------|--|
| <b>40.8%</b> | expressed they are satisfied with the quality programming by their fraternity/sorority related to Alumni activities. |
| <b>55.4%</b> | expressed they are not/moderately satisfied with the overall quality of programming by their fraternity/sorority     |
| <b>54.9%</b> | are satisfied by the community service programs attended or provided by their fraternity/sorority                    |

### Healthy Behaviors

|              |  |
|--------------|--|
| <b>77.4%</b> | believe their fraternity/sorority encouraged members to understand the consequences of drug use/abuse. |
| <b>72.8%</b> | believe their fraternity/sorority encouraged members to drink responsibly/abstain.                     |
| <b>70.4%</b> | believe their fraternity/sorority encouraged members to adopt a healthy lifestyle                      |

### Overall

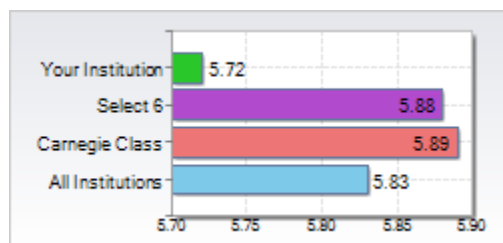
|              |   |
|--------------|---|
| <b>65.3%</b> | are satisfied/extremely satisfied with their fraternity/sorority experience <b>[Experience]</b>   |
| <b>74%</b>   | agree that the actions, involved with their fraternity/sorority, were consistent with deeply held values/beliefs. <b>[Self-Knowledge]</b> |
| <b>75.1%</b> | agree that their fraternity/sorority experience contributed to their ability to work effectively with others                              |
| <b>73.5%</b> | Would recommend joining a sorority/fraternity to a close friend   |

## EXTERNAL BENCHMARK COMPARISON

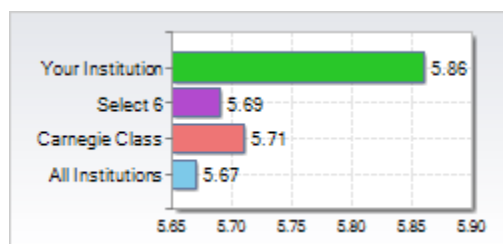
| Select 6                                 |  | Total: 6 Institutions |
|--|--|-----------------------|
| California State University-Fresno       | University of California-Irvine (2015) |                       |
| The University of Texas at Austin        | University of Houston (2015)           |                       |
| University of California-Berkeley (2014) | Washington State University (2014)     |                       |

| Carnegie Class - Doctoral Universities: Highest Research Activity |  | Total: 18 Institutions |
|---|--|------------------------|
| Clemson University  | University of California-Irvine (2015) |                        |
| Florida State University  | University of California-Riverside     |                        |
| George Mason University (2014)                                    | University of Houston (2015)           |                        |
| Georgia Institute of Technology                                   | University of North Texas (2015)       |                        |
| Northwestern University (2014)                                    | University of Pennsylvania (2014)      |                        |
| Penn State University, University Park (2015)                     | University of South Carolina           |                        |
| The University of Texas at Austin                                 | University of South Florida (2014)     |                        |
| University at Buffalo (2015)                                      | Vanderbilt University (2015)           |                        |
| University of California-Berkeley (2014)                          | Washington State University (2014)     |                        |

### Overall Satisfaction (Housing, Safety & Security, Fraternity & Sorority Programming)



### Overall Learning (*Diverse Interactions*, Interpersonal Relationship Skills, *Interpersonal Competence*, *Leadership Skills*, *Personal Development Skills*, *Healthy Behaviors*, *Self-Worth*, *Intrapersonal Competence*, *Principled Dissent*, *Collaboration*, *Effective Chapter Leadership*)



### Overall Program Effectiveness

